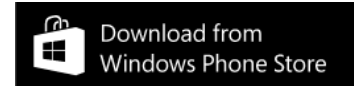



## eStela Tracker Quickstart

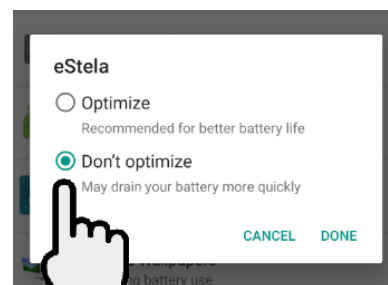
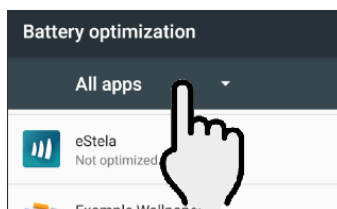
1. Download **eStela** App from the appropriate smartphone repository.



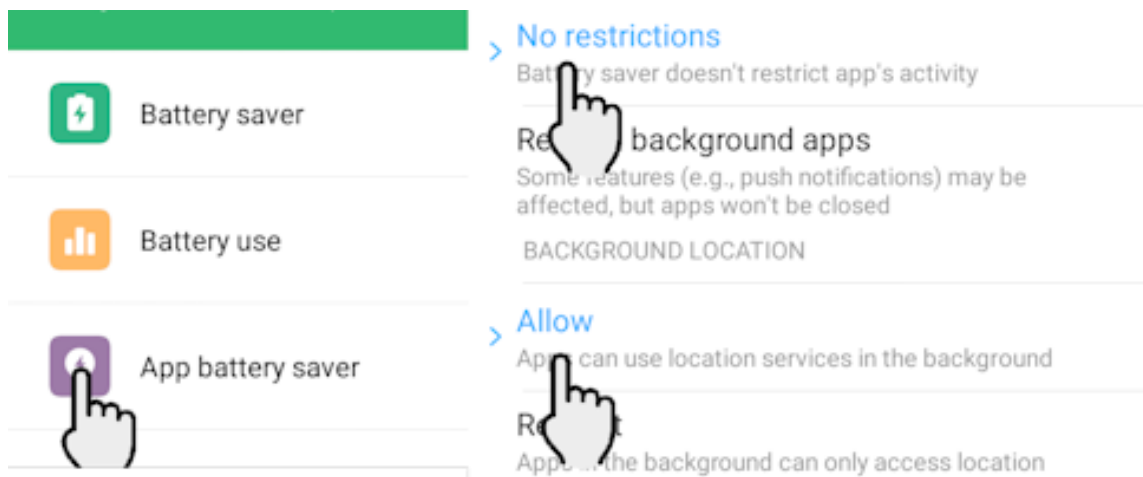
2. Start **eStela** and enter your boat assigned key.



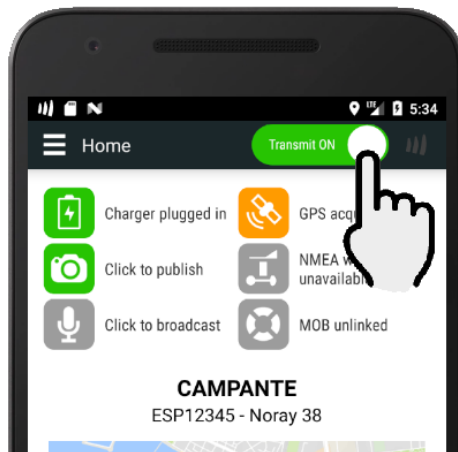
3. Follow the instructions to avoid battery optimization and make sure to give permission to operate in background when asked.



For Xiaomi type terminals:



4. At the beginning of each racing day, turn ON the transmission switch with sufficient time (for example, start transmitting while leaving the harbor). Check the battery level. If an external battery pack is being used, check that it is correctly plugged in. Turn OFF the mobile screen.



5. Leave the terminal in a fixed, secured, and clean position for better GPS and 3G/4G coverage, but never in your pocket (eStela senses also the built-in compass, gyroscope and accelerometer). Below the boat's deck is typically OK, fiberglass is enough transparent for the radio frequencies used.
6. At the end of each racing day, turn OFF the transmission switch when returning to harbor. Don't forget to fully charge your terminal(s) and the optional battery pack, so they can be ready for the next day.